

# McMaster University 2020 Incident/Injury Summary

Presented to: Central  
Joint Health & Safety  
Committee



# 2020 Annual Incident Summary

	2017	2018	2019	2020
<b>Employee Population</b>	<b>12,021</b>	<b>11,330</b>	<b>12,238</b>	<b>12,912</b>
<b>Incidents</b>	<b>356</b>	<b>409</b>	<b>465</b>	<b>212</b>
<b>Healthcare</b>	<b>54</b>	<b>69</b>	<b>69</b>	<b>29</b>
<b>Lost Time Claims</b>	<b>18</b>	<b>20</b>	<b>33</b>	<b>2</b>
<b>Lost Days</b>	<b>355</b>	<b>127</b>	<b>363</b>	<b>22</b>
<b>Average LT Days/LT Incident</b>	<b>20</b>	<b>6</b>	<b>11</b>	<b>11</b>

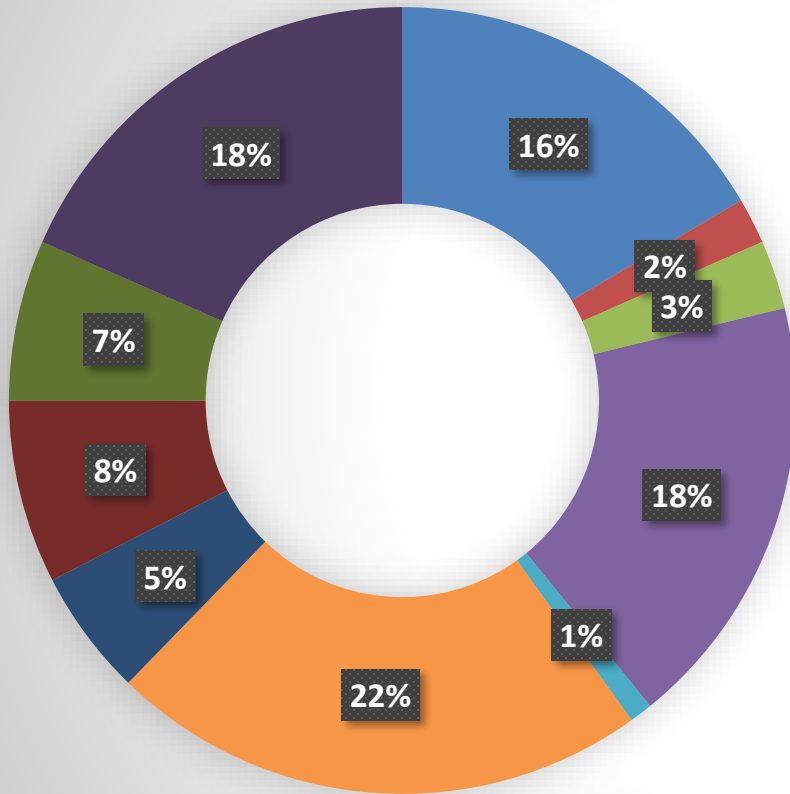
\*Employee population represents a fiscal year.

# Incident Type Reported 2017 to 2020

Type of Injury	2017	2018	2019	2020
Abrasion/Contusion	55	63	55	35
Allergic Reaction	4	4	8	4
Burn	30	29	16	6
Cuts & Lacerations	65	55	69	38
Fracture	6	7	12	2
Hazard (no Injury)	80	110	115	47
Irritation (epidermis, eyes, ears)	11	3	32	11
Medical Symptoms (faint, fatigue, head, thoracic, abdominal, insect etc.)	23	26	28	16
Puncture	13	17	20	14
Sprain/Strain	69	95	110	39
<b>Total Incidents</b>	<b>356</b>	<b>409</b>	<b>465</b>	<b>212</b>

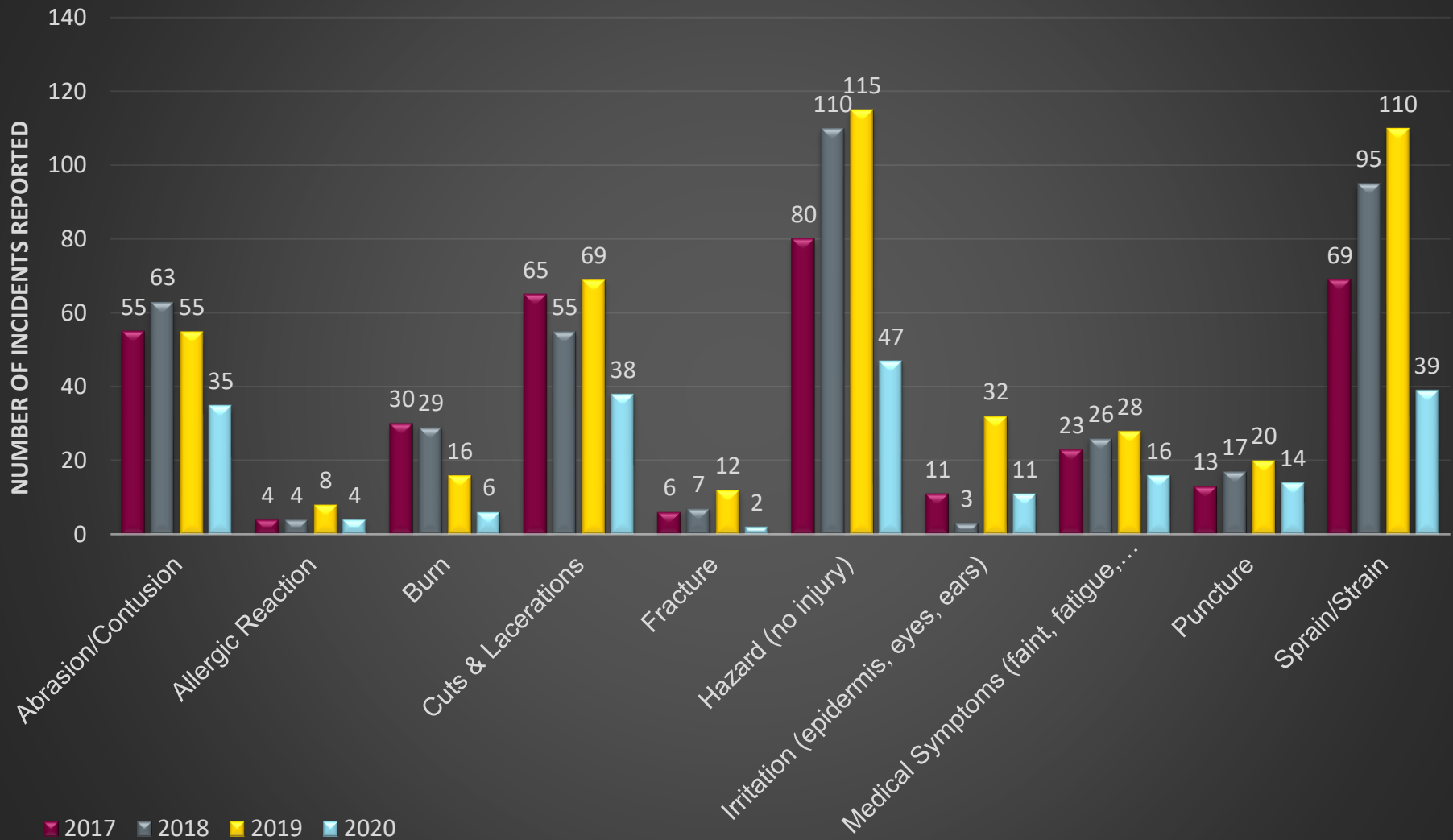
**HAZARD (no injury)** – Refers to an incident caused by an unsafe act, an unsafe condition or a combination of both in the work environment which could have resulted in property loss and/or physical harm.

# Incident Types Reported 2020



- Abrasion/Contusion
- Allergic Reaction
- Burn
- Cuts & Lacerations
- Fracture
- Hazard (no injury)
- Irritation (epidermis, eyes, ears)
- Medical Symptoms (faint, fatigue, head, thoracic, abdominal, insect, etc.)
- Puncture
- Sprain/Strain

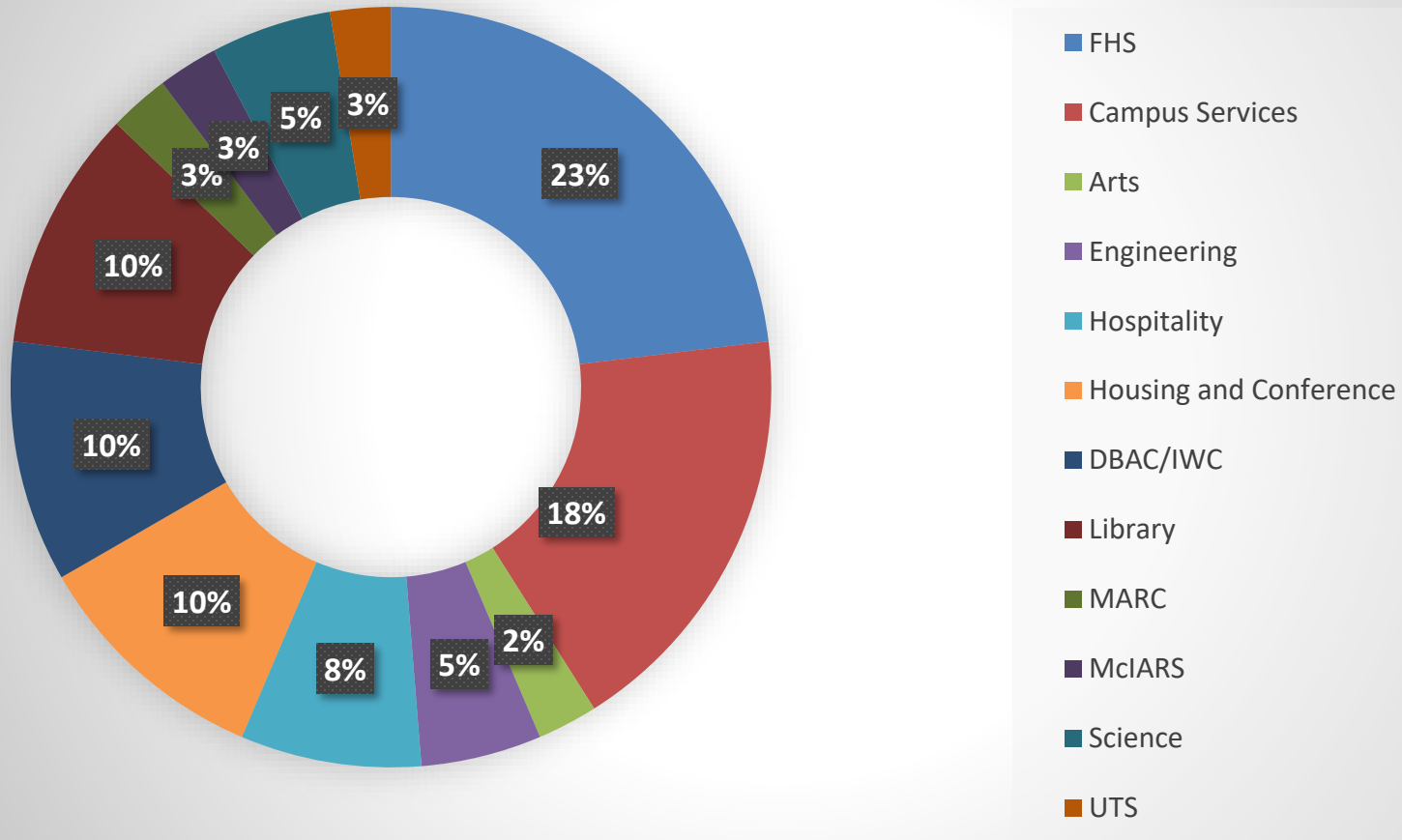
# Incident Types Reported 2017-2020



# Slips, Trips and Falls Incidents

	Cause	2017	2018	2019	2020	
<b><u>INDOOR</u></b>	Substance on Floor	15	13	10	7	
	Lost Footing/Balance	2	1	4	0	
	Tripped on Mat/Carpet/Object	4	14	5	2	
	Staircase	10	7	10	7	
	No Cause	1	2	2	2	
	Other (sports/medical/broken chair)	3	4	3	4	
	<b>Subtotal</b>		<b>35</b>	<b>41</b>	<b>34</b>	<b>22</b>
<b><u>OUTDOOR</u></b>	Substance/Debris on Ground (ice/snow/foilage)	9	11	21	7	
	Lost Footing/Balance	2	0	1	1	
	Parking lot (ice/snow)	3	0	7	2	
	Stairs-Debris (snow/leaves/damage)	1	5	5	2	
	Stairs-No Debris	1	3	0	0	
	Uneven Pavement	12	8	8	1	
	Tripped on Curb	2	0	2	0	
	Other (sports, distracted, non McMaster Location)	3	4	2	4	
	<b>Subtotal</b>		<b>33</b>	<b>31</b>	<b>46</b>	<b>17</b>
	<b><u>TOTAL</u></b>		<b>68</b>	<b>72</b>	<b>80</b>	<b>39</b>

# Slips, Trips and Falls by JHSC





Questions?



Thank you